

*Please read all contents of this packet carefully!
Completely fill out (check front and back!), sign
and turn in the following forms.*

*>> All payments and contributions can be by check payable to CVIMF, or
Venmo to @CVIM-Foundation, include student's NAME in Venmo memo.*

“TO-DO” CHECKLIST: to turn in or do online

**Acknowledgment of Student Handbook
Calendar, and Uniform Policy** (manilla)

Order Form / Size sheet (white)

Equipment / Locker Form (green)

If you plan to use ANY school instrument or equipment (includes
percussion and guard), please ask Equipment Manager for an Instrument
& Equipment Use Agreement form (goldenrod)

ONLINE HOMEWORK:

■ CVIM Information Form →
<https://tinyurl.com/24-25-CVIM-InfoForm>



■ Sign up for both the REMIND & the BAND app!
(see green 'CVIM MB & Guard Welcome' letter for links)

→ Start next year with **20 Extra Credit points** if ALL forms and
apps (including the online one!) are completely filled out and
turned in to Mr. Schick **by Friday, May 31st!** 😊

→ If not completed & turned in by Monday, Aug 5th,
students will **LOSE** 10 points per day. 😞



Crescenta Valley High School Instrumental Music Marching Band & Color Guard Band Camp 2024

Welcome to the Crescenta Valley High School Marching Band and Color Guard! Band Camp introduces students to marching basics and body movement, as well as allowing us to learn our field show and parade music. We will assign uniforms, lockers, pass out music, and distribute instruments and equipment.

Our field show this year is “*Oasis*.” The Band will embark on a mystical journey across the exotic Arabian desert in search of a hidden Oasis.

Please check your BAND App or www.falconmusic.org regularly for information and updates.

BAND CAMP: July 29 - August 16

Held on CVHS Campus

Week “0” July 29 - Aug. 2 (Mon-Fri)

8:00-12:00pm: Band Council (only)

4:30-7:30: Drumline & Guard (only)

***Aug 2 (Fri): Freshman New to Band Day:** 8-12pm

Band Camp Week 1: Aug. 5-9 (Mon-Fri)

(ALL: Winds/Guard/Drumline)

7:00-11:00am: Marching, Movement, Visuals

11:00–12:00pm: Lunch on-site, on your own

12:00–3:00pm: Sectionals (Winds)

4:30–7:30pm: Drumline & Guard

***Aug 8 (Thurs): Hollywood Bowl (optional)**

***Aug 10 (Sat): Photo Day:** 11:30am–1:00pm

***Aug 10 (Sat): Beach Day:** 1–9:00pm

Band Camp Week 2: Aug. 12-16 (Mon-Wed, Fri)

(ALL: Winds/Guard/Drumline)

7:00-10:00am: Marching, Movement, Visuals

10:00–11:00 am: (FB on field, Parade, upper field)

11:00–12:00pm: Lunch on-site, on your own

12:00– 3:00pm: Sectionals (ALL)

Aug 15 (Thurs): 2:00-4:30pm: Sectionals (ALL)

4:30-5:30pm: Dinner

5:30-8:00pm: Marching, Movement, Visuals

***Aug 16 (Fri): End of Band Camp Performance:**

6:00–6:30pm (5:30pm call time)

(End of Band Camp Pool Party immediately following)

ASSIGNMENT! Due: June 2, late if not in by Aug. 4.

1. **FILL & TURN IN:** Size Sheet / Order Form
2. **TURN IN:** Equipment Use Form
3. **TURN IN:** Handbook & Calendar Acknowledgement
4. **KEEP** Handbook and Calendar for reference.
5. **Fill out the online ‘Info Form’**

<https://tinyurl.com/24-25-CVIM-InfoForm>

REQUIRED BAND APP & REMIND SIGN-UP LINKS FOR BOTH STUDENTS & PARENTS:

MARCHING BAND

BAND App: <https://tinyurl.com/MB-BAND-App>

Remind: (text this code to 81010) @27c88b

COLOR GUARD

BAND App: <https://tinyurl.com/Guard-BAND-App>

Remind: (text this code to 81010) @3c7b63

Band Camp: What to bring & Wear Daily:

- Cool, comfortable stretchy clothes.
- Comfortable tie shoes with closed toe and heel.
- Broad-brimmed hat for working on drill on the field.
- Equipment, Pencil, and SUNSCREEN.
- Water Bottle (48 ounce strong suggested). Ice is available, but students must bring their own water.
- Bring your lunch.
- Label your water & lunch with your name.
- POSITIVE ATTITUDE!! (And sunscreen!)

***Important Dates to Remember:**

Friday, Aug. 2: Band Freshman Day 8-12pm: Mandatory for new band members to meet their section leaders and be introduced to marching basics, interact and meet new friends.

Thursday, Aug. 8: Hollywood Bowl: All CV Instrumental students and their families are invited to picnic at the Hollywood Bowl. Ticket information and details to come. (optional)

Saturday, Aug. 10 Photo Day. Mandatory full uniform group photos. Order form and information to come.

Saturday, Aug. 10 Beach Day! We will take a break and go to the beach! Come, relax, enjoy the last rays of summer and make memories! More information to come.

Friday, August 16: End of Band Camp Performance & End of Band Camp Pool Party. The last day of Band Camp, we will put on a performance for the parents. Call time for students is 5:30pm. Performance is at 6:00pm on the main football field. It is very important for all band and guard members and parents to attend! Immediately after the performance, the CVIM Foundation hosts an End of Band Camp Pool Party to celebrate the end of Band Camp.

If you have any questions, please do not hesitate to email me at mschick@gusd.net.

Sincerely,

Mathew Schick

Instrumental Music Director

**EVENTS
CALENDAR**
Marching Band
FALL 2024



Crescenta Valley High School
Instrumental Music Dept.
mschick@gusd.net

Standard Weekly Rehearsal Schedules

EVERYONE: Band Winds, Drumline & Guard --

- Banking Mondays 0-Period 7:15am-9:15am - Vis & Music
- Tuesdays – Fridays: 7:15am - 8:15am regular class
- Every Thursday after school 4:00-7:30pm – Field / Vis Reh
- Saturday Morning Field/Vis Rehearsals (8/31, 9/14, 9/28, 10/12, 10/19, 10/26, 11/2('Mini-Camp'), 11/9, 11/16, 11/23)

ADDITIONALLY:

Band Winds: Wed after school until 4:30
Drumline: Wed 4:30pm – 7:30pm
Guard: Tues 3:30pm-5:30pm & **Wed** 4:30pm-7:30pm

Date	What	When	Who
June 12, Wed	Summer Workshops	Winds -- 4:30-6:00pm	Winds
June 19, Wed		DL -- 4:30-7:30pm	DL
June 26, Wed		Guard -- 4:30-7:30pm	Guard
JULY			
July 3, Wed	Summer Workshops	Winds -- 4:30-6:00pm	Winds
July 10, Wed		DL -- 4:30--7:30pm	DL
July 17, Wed		Guard -- 4:30--7:30pm	Guard
AUGUST			
Aug 2, Fri	BAND "101"	8:00am - noon	Freshmen & New-to-Band
Aug 5-9 Mon-Fri	Band Camp Week 1	DL&Guard: 7-11am + 4:30-7:30pm. Winds:7am-3pm	Winds, DL, Guard
Aug 10 Sat	PHOTO & BEACH day	11:30am-1pm then 1- 9pm	Winds, DL, Guard
Aug 12-14,16 Mon-Fri	Band Camp Week 2	All: 7-11am, lunch, 12-3pm	Winds, DL, Guard
Aug 15 Thu	Evening Band Camp	2pm-8pm all	Winds, DL, Guard
Aug 16, Fri	Performance for parents then pool party for students!	Band Call time: 5:30pm, Perf. 6pm, Party 7:00pm	Winds, DL, Guard
Aug 21, Wed	FIRST DAY OF SCHOOL!	Yes, 7:15am on the Field!	Winds, DL, Guard
Aug 30, Fri	Football home v La Cañada	4:30pm - 11:00pm	Winds, DL, Guard
SEPTEMBER			
Sept 6, Fri	Football away @ So Pasadena	5:30 - 10:30pm	Winds, DL, Guard
Sept 13, Fri	Football home v San Marino	4:30 - 11:00pm	Winds, DL, Guard
Sept 20, Fri	Football home v Hoover	4:30 - 11:00pm	Winds, DL, Guard
Sept 27, Fri	Football away @ Muir	5:30 - 10:30pm	Winds, DL, Guard
OCTOBER			
Oct 4, Fri	Football away (in unif) @GHS	4:30 - 11:00pm	Winds, DL, Guard
Oct 5, Sat	Tustin Tiller Days Parade	6:30am - 3:00pm	Winds, DL, Guard
Oct 11, Fri	Football home v Pasadena	4:30 - 11:00pm	Winds, DL, Guard
Oct 12, Sat	a.m. reh + CSBC Wilson HS FS	TBA (~8:00am - 11:00pm)	Winds, DL, Guard
Oct 18, Fri	Football Home v Burroughs	4:30 - 11:00pm	Winds, DL, Guard
Oct 19, Sat	a.m. Reh	Time TBA (8am-11am)	Winds, DL, Guard
Oct 25, Fri	Football away @Burbank	5:30 - 10:30pm	Winds, DL, Guard
Oct 26, Sat	SPOOKTACULAR CONCERT	3:00-6:00pm	Winds, DL, Guard
NOVEMBER			
Nov 1, Fri	Football away @ Arcadia	5:30 - 10:30pm	Winds, DL, Guard
Nov 4, Mon	WBA Tournament @ SoFi	TBA: 10am-10pm	Winds, DL, Guard
Nov 9, Sat	a.m. Rehearsal + GAHR FS	8:00am - 11:00pm	Winds, DL, Guard
Nov 16, Sat	a.m. reh + CSBC Division FS	9:30am - 8:30pm	Winds, DL, Guard
Nov 23, Sat	a.m. reh+ CSBC Championships	time TBA (~8am – 11pm)	Winds, DL, Guard
DECEMBER			
Dec 7, Sat	Montrose Parade	3:30pm - 9:00pm	Winds, DL, Guard
Dec 13, Fri	Instrumental Winter Concert	7:00 - 10:00pm	Winds, DL, Guard

An updated calendar will be handed out at the beginning of school, when we have more info about banking days, events times, 2nd semester events, etc.



CVHS MARCHING BAND & COLOR GUARD
SIZE SHEET / ORDER FORM & VOLUNTARY CONTRIBUTIONS

PLEASE CIRCLE
BAND / GUARD

STUDENT NAME: _____ PHONE _____ STUDENT ID _____
Student Email (personal) address _____ Graduation Year: 20 _____

"The CVHS Instrumental Music Department is pleased to offer a comprehensive and enriching educational experience to every participating student. State law requires us to provide a public education free of charge. Subject to certain exceptions, the right to a free public education means we cannot require students or their families to make donations to a class, activity or program, purchase materials, supplies, equipment or uniforms for any school activity, or to pay security deposits for access, participation, materials, or equipment."
- Glendale Unified School District

Unfortunately, GUSD provides very little financial support to CV's Instrumental Music programs, which makes us almost entirely reliant on generous contributions from families and supporters. While these payments are entirely VOLUNTARY, our robust and successful Marching Band, and music programs at large, simply cannot exist without them. We appreciate your understanding and generosity.

PROGRAM PARTICIPATION CONTRIBUTION \$1100

(The following outlines the types of expenses covered by the Program Contribution: Marching Band & Color Guard Coaching for Band Camp and Fall Semester, Event Food/Nutrition Provisions, Bus Transportation, Registration, Music and Licensing, Drill writing, Competition Registration and Participation Fees, Instrument and Equipment maintenance)

NOT included are: Marching/Jazz shoes, socks, gloves/wristbands, Band/Guard Polo Shirt, Instrument/Equipment Use. See below.

Included in the Program Participation Contribution for ALL Band & Guard is the following.

*2024 STUDENT SHOW SHIRT (REQUIRED) S to XXL (1 per student) SIZE _____

(Note: Only (1) shirt each per person (Students only. There will be a "booster" version on Optional Order Form)

NEW TO BAND/COLOR GUARD BLUE REHEARSAL SHIRT s - XXL (1 per student: no fee for new members): _____

(Note extra rehearsal and showshirts are available on Optional Order Form)

NECESSARY ITEMS BELOW ARE FOR NEW STUDENTS AND/OR FOR THOSE WHO NEED REPLACEMENTS:

Table with columns: Item Description, CIRCLE, SIZE, Price. Items include: MARCHING SHOES, MARCHING SOCKS, WINDS - GLOVES, DRUMLINE - WRISTBANDS, BAND POLO SHIRT, BAND INSTRUMENT USE, COLOR GUARD EQUIPMENT, COLOR GUARD JAZZ SHOES, COLOR GUARD GLOVES, COLOR GUARD POLO SHIRT.

*Polo will be embroidered with the student's first name and last initial. SIZE CAREFULLY - embroidered items cannot be exchanged or returned!

Subtotal ABOVE items: \$ _____
Subtotal OPTIONAL items: \$ _____
TOTAL: \$ _____

I WILL PAY IN FULL: [] or I WILL PAY IN 3 INSTALLMENTS []

1st INSTALLMENT (1/3 of total) DUE: 6/5/24 _____ 2nd INSTALLMENT: (1/3 of total) DUE: 8/5/24 _____ BALANCE DUE: 9/30/24 _____

To arrange alternative payments, please contact: mschick@qusd.net

Please circle one: Venmo / Cash / Check # _____ Please Venmo to @CVIM-Foundation. Please make checks payable to 'CVIMF'

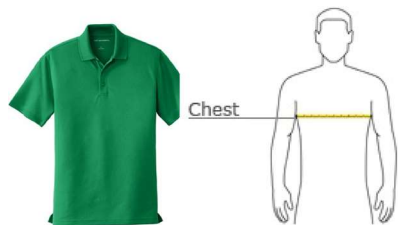
MARCHING-WEAR SIZING INFORMATION:

Marching Shoes – put down your regular shoe size. We will try-on & confirm your size during Band Camp.

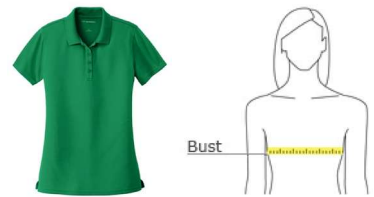
MARCHING GLOVES: For best glove fit, measure the hand from the base of palm to fingertips.
 6" = Small 7" = Medium 8" = Large 9" = Ex-Large

POLO SHIRT- new this year – 100% poly, moisture-wicking Dry Zone with UV protection.

Adult Mens and Adult Womens sizes - XS to XL, 2XL & 3XL




Adult Men's Polo	XS	S	M	L	XL	2XL	3XL
Chest in inches	32-34	35-37	38-40	41-43	44-46	47-49	50-53



Adult Women's sizes - *Shorter body & sleeve, more tapered fit*

Adult Women's Polo	XS	S	M	L	XL	2XL	3XL
Size	2	4/6	8/10	12/14	16/18	20/22	24/26
Chest in inches	32-34	35-36	37-38	29-41	42-45	45-47	48-51

T-SHIRT Sizes – all sizes are in Adult Men's - XS to XL, 2XL & 3XL (add \$3 for 2XL & 3XL)



Adult Men's Polo	XS	S	M	L	XL	2XL	3XL
Chest in inches	32-34	35-37	38-40	41-43	44-46	47-49	50-53

OPTIONAL ITEMS ORDER FORM



STUDENT NAME: _____ PHONE _____

Email address _____ Graduation Year: 20____

The following OPTIONAL ITEMS are available for PURCHASE. Payment must accompany order.

→ See back side for size charts.

Please select sizes carefully: embroidered items cannot be returned or exchanged!

<i>OPTIONAL Items:</i> add \$3 for each 2XL or 3XL	<i>Band or Guard?</i>	<i>Size</i>	<i>Quantity</i>	<i>Price</i>	<i>SubTot</i>
Extra Student "Show Shirt" – T w/ Show graphic!		_____	_____	\$20	_____
Extra Rehearsal T - 100% cotton , light blue T-shirt		_____	_____	\$15	_____
Rehearsal T - "Dri-Fit" polyester T-shirt, light blue		_____	_____	\$16	_____
HEAVYWEIGHT <u>CREWNECK</u> SWEATSHIRT - navy		_____	_____	\$30	_____
HEAVYWEIGHT <u>HOODED PULLOVER</u> SWEATSHIRT - navy		_____	_____	\$39	_____
HEAVYWEIGHT <u>HOODED FRONT-ZIP</u> SWEATSHIRT - navy		_____	_____	\$47	_____
WINDBREAKER (<i>navy, lined, zip-front, side pockets, drawcord hem</i>)		_____	_____	\$50	_____
CAP - Navy, baseball-style– CV Music logo on front - navy		_____	_____	\$23	_____
NEW 'Mr. Schick Hat' – _____ circle color & size:	<input type="text" value="Stone or Navy"/>	<input type="text" value="S/M or L/XL"/>	_____	\$37	_____
GUARD Duffle Bag – navy, with name and Guard logo	<i>Guard</i>	_____	_____	\$38	_____
Booster 'Show Shirt' (T-shirt w/ Show graphic, 'Band Booster' on back)		_____	_____	\$24	_____
POLO SHIRT – navy. For Student _____ Parent *** _____ –See size charts! Indicate name & class logo below	<input type="text"/>	_____	_____	\$35	_____
In addition to SIZE, please indicate 'Adult Men's or Adult Women's' >			AM or AW?		

Student outerwear and polos will have their first name and last initial embroidered on.

→ *****Parent:** Please put the NAME here how you want it embroidered on your polo, windbreaker or sweatshirt: _____ **NO "Nameless" garments please!**

All polos, windbreakers & sweatshirts will be embroidered with "Crescenta Valley Instrumental Music" logo.

Additionally, please indicate desired **CLASS logo** for parent wear: _____ BAND _____ GUARD

____ No class _____ Jazz Band _____ Symphony _____ String Orchestra _____ Wind Ensemble

Payments towards Optional Outerwear may be included in the same payment with Contributions towards class expenses, but the Optional Outerwear portion is not tax-deductible. (Always consult your tax professional!)

ADDITIONAL CVIM FOUNDATION SUPPORT DONATION
CV Instrumental Music Foundation is a 501(c)(3) non-profit Foundation that helps pay for many general CV Instrumental program needs above and beyond student contributions. All donations are tax deductible. Please make an extra contribution if you can!!
 Additional CVIMF SUPPORT DONATION AMOUNT: \$ _____

Optional Items: TOTAL \$ _____

Please circle one: Venmo / Cash / Check # _____

Please submit Venmo payments to @CVIM-Foundation. Please make checks payable to "CVIMF"

OPTIONAL ITEMS ORDER FORM – SIZE CHARTS

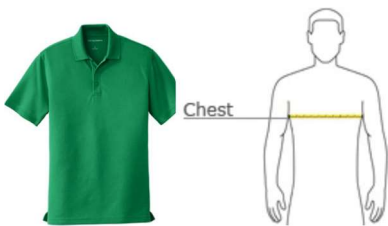
T-SHIRT Sizes – all sizes are in Adult Men’s - XS to XL, XXL
(add \$3 for 2XL & 3XL)
chart



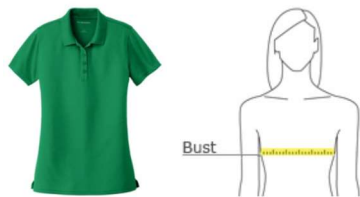
Adult Men’s Ts	XS	S	M	L	XL	2XL	3XL
Chest in inches	32-34	35-37	38-40	41-43	44-46	47-49	50-53

POLO SHIRT- new this year – 100% poly, moisture-wicking Dry Zone with UV protection.

Adult Mens and Adult Womens sizes - XS to XL, 2XL & 3XL



Adult Men’s Polo	XS	S	M	L	XL	2XL	3XL
Chest in inches	32-34	35-37	38-40	41-43	44-46	47-49	50-53



Adult Women’s sizes - Shorter body & sleeve, more tapered fit

Adult Women’s Polo	XS	S	M	L	XL	2XL	3XL
Size	2	4/6	8/10	12/14	16/18	20/22	24/26
Chest in inches	32-34	35-36	37-38	39-41	42-45	45-47	48-51

*For Sweatshirts and Windbreakers below, use ‘Chest Width’ measurement to determine size – To measure Chest Width, measure under the arms and around the fullest part of the chest with arms down, keeping tape horizontal.

Windbreaker - (navy, lined, zip-front, side pockets, drawcord hem)

Windbreaker	XS	S	M	L	XL	2XL	3XL
Chest in "	32-34	35-37	38-40	41-43	44-46	47-49	50-53

Sweatshirts – Crewneck Pullover, Hooded Pullover, or Hooded Front-Zip

All Sweatshirts	S	M	L	XL	2XL	3XL
Chest in "	34-36	38-40	42-44	46-48	50-52	54-56



‘Mr. Schick Hat’ – Wide-brim, back neck drape.
2 Colors: Stone or Navy. 2 Sizes: S/M or L/XL

(Some items are only available for a limited time. Orders are placed in ‘waves’ for us to get best bulk prices. Orders placed after any deadline will cost an additional \$5/item)

Crescenta Valley High School
Visual and Performing Arts Department
Student Handbook 2024-2025
Instrumental Music - Marching Band

Welcome to the 2024-2025 Instrumental Music program at Crescenta Valley High School. You are part of one of the most dynamic, energetic, and active groups at this school. The Award Winning Marching Falcons perform at football games, spirit assemblies, and other school and community functions. We also compete successfully at numerous local field show competitions and band reviews. In the spring, we transition to Concert Band and perform in concerts and festivals. Last year during Spring Break, we traveled to San Francisco, did a lot of fun sight-seeing, and performed in Festival there. In the past, we have been to New York, San Diego, and Hawaii. This year we are looking at Florida or Hawaii.

“Music enhances the education of our children by helping them to make connections and broadening the depth with which they think and feel. If we are to hope for a society of culturally literate people, music must be a vital part of our children’s education.”

Yo-Yo Ma

The Crescenta Valley High School Instrumental Music program offers students an opportunity to enhance their musical abilities by providing an outlet for creative and intellectual expression using musical instruments. Students will learn discipline and effective time management, as well as the importance of enthusiasm, inclusion, dedication, teamwork, poise, musicianship, musical literature, terminology, and proper care of their instrument. They will also understand the value of music and learn how it will assist them throughout their lives. We are a welcoming place for everyone.

The Falcon Marching Band has a rich tradition of excellence and is known and respected throughout the community. Congratulations! You are now a part of a wonderful tradition of excellence and pride.

THIS HANDBOOK OUTLINES THE POLICIES AND REQUIREMENTS OF CVHS INSTRUMENTAL MUSIC.



STUDENTS AND PARENTS: Please read this handbook, then sign the Acknowledgment form. Copies of this handbook and all other forms and links can be found at www.falconmusic.org

Student Expectations

Attitude: Attitude is perhaps the single most important attribute that a person can have in order to be successful. People with good attitudes will succeed and win the respect and admiration of those around them.

Commitment: Good attitude needs to be followed by solid action. The goal of Band is to perform music beautifully and compete at the highest level possible. Those results only come after a lot of work and focus!

Students are responsible for the following:

- **Be on time.** You must have your instrument and music out and be ready to play at the start time of class.
- **Marching Band starts on the field with your instrument at 7:15am.** Plan to arrive on the field by 7:10am. Class will be dismissed at 8:15. (*To be early is to be on time, to be on time is to be late, to be late is to be left behind*)
- Always have YOUR music, folder, and a pencil with you at every class and rehearsal.
- Learn your part. Number each measure with a pencil and write your name on your copies of music. Practice daily.
- Play musically at all times. Warm up softly, create music and not noise.
- Listen, and follow directions the FIRST time. Raise your hand if you have questions.
- Do not touch or play instruments which aren’t your own. (i.e. percussion, or other people’s instruments)
- Do not switch lockers or instruments without clearance from equipment managers.
- Take care of yourself. You play an integral role in Band. Stay healthy by getting sleep and eating right.
- Use your class officers and section leaders as resources. Respect them and help them to make us better.
- When director/coach is working on a part other than yours, *quietly* look over your music. **DO NOT TALK OR PLAY.**
- Phones or other distracting electronic devices are NOT permitted during class or at rehearsal.
- When away at events, stay with the group; do not roam on your own or in a smaller group without permission.
- Profanity, teasing, or name-calling will not be allowed towards each other, or students of other schools. Such behavior while in uniform is absolutely unacceptable and will result in severe consequences.
- The use of tobacco, vaping, alcohol, drugs, stealing or vandalism are all strictly prohibited, and will be reported to the Administration. Such actions are cause for potential dismissal from the group and severe consequences including suspension.
- Each member will at all times present themselves in a respectful manner and be courteous and considerate of others. Remember that you represent Crescenta Valley High School, the Instrumental program, and yourself.

Classroom Expectations

- All instruments and music must be stored in an *assigned music locker* during the day. Every student must sign-up for a locker. Please keep your locker locked.
- It is your responsibility to put away your stands, chairs and instruments after each class and rehearsal.
- *No food, candy, gum, or sugary drinks are allowed in the main or practice rooms. Only water.*
- KEEP THE ROOM CLEAN AND PICKED UP.

General Expectations for Students and Mr. Schick

I will be fair towards you and you will be fair to your peers and me.

I will listen to your concerns and you will listen to my instructions.

I will prepare you for performances and you will do your best during performances.

I will act professionally, and you will act professionally

I will teach you how to be better musicians and you will help me become a better teacher.

Concert / Rehearsal Etiquette

- Maintain silence during all rehearsals and warm-ups whether you are backstage, onstage or in the audience.
- Do not eat or chew *gum or candy* before or during a concert or performance. It detracts from our professionalism.
- Cell phones or distracting electronic devices of any kind are not permitted during rehearsals
- Rehearsal end times indicate when instruction ends. Please allow extra time for students to clean up.

Audience Etiquette

- Concerts should be treated with respect. Do not yell to people onstage or talk during performances.
- Phones and other electronic devices have no place at concerts, rehearsals, or performances and can be taken away.

Concert Attire

For our concerts to look and sound professional, please apply the following dress codes for performances. Check Class supplements for additional attire. It is your responsibility to make sure you are dressed appropriately. Removal from a performance and/or point deduction may occur if students fail to follow the following dress standards.

- Guys
 - Black dress shoes (no sneakers), black socks, black pants, white *long-sleeve* dress shirt, long tie (any color), black suit jacket.
- Girls
 - All black from neck to ankle. Examples: Black dress with black tights or leggings, black dressy slacks or long black skirt, with modest black top. No black jeans.
 - Black dress shoes that you can walk in comfortably and quietly. (no flip flops or very high heels)

Crescenta Valley High Instrumental Music Grading Policy

Performances, concerts, and rehearsals are all graded events. Review the calendar provided so that you may add the dates to your personal and family calendar. Participation is mandatory unless prior notice is given in writing with an acceptable excuse.

Everyone in the instrumental music department will participate in school concerts. Most of the performances this year are already planned; yet as new events come up, information will be emailed or sent home.

Requirements	Percentage	Description
1. Attendance / Participation	30%	Rehearsals, Performances, class
2. Musical tests / Quizzes / Finals	30%	Written and performed
3. Sectionals	30%	Group work: Required weekly
4. Attitude / Improvement / Cooperation	10%	Teacher evaluation per quarter

The final grade will be determined by dividing the points earned by the points possible

Grades will be available through the Parent/Student Portal.

Grades are generally inputted on Thursdays or Fridays of each week.

A=90%+, B=75%-89%, C=60%-74%, D=45%-59%, F=0%-45%.

Sectional Requirements – **IMPORTANT.**

- 'Sectionals' are a set time when an entire section (trumpets, saxes, percussion, etc.) practices during lunch or after school.
 - **Sectionals are mandatory for every student and make up 30% of the student's grade.** ~17-19 sectionals per semester.
 - Students MAY NOT make up more than 4 missed sectionals a semester (80 points worth)
- Section leaders are carefully chosen by Mr. Schick and will schedule sectionals based on the scheduling needs of the entire section. (Mon-Fri) If a student has a problem with a section leader, see Mr. Schick immediately for an alternative assessment.

Procedures for Make-up Work. *Note: students may apply only 80 points or 1 letter grade's worth of Extra Credit per semester!*

- Practice for **20** minutes at school. (10 points each session)– ***must sign in and out with Mr. Schick.***
- Concert reports or Composer/performer biography. (1 well written page = 10 pts.)
- If a student misses a performance, the student MAY be asked to perform in front of the class to make up points.

Attendance Policy

Tardy and truancy rules follow the CVHS handbook.

Event tardy = up to ¼ of event points

Class tardy = -5 points - Students earn 25 points per week in warm up participation.

Behavioral Consequences

1st time = Reminder (optional classroom pick-up)

2nd time = 30 min. detention

3rd time = Call home & hour detention

4th time = Removal from class

Absence Form – *(Example included in packet and on website)*

If a student will be unable to attend a rehearsal or performance, they are required to fill out an "**Absence Form**" **two weeks** before an event. **Not all absences will be excused.** Performances are the result of long hours of preparation requiring the participation of everyone in the group. When students miss an activity, it affects the entire ensemble.

Students will only be excused at the last minute for the following reasons; **death in the family, serious illness, or other family emergency, confirmed with your parents.**

I will evaluate other requests to be excused on an individual basis and will make every attempt to be fair. If an emergency arises, I will accept a note the day you return to school following the absence.

In addition, it is your responsibility to call a class officer, or leave a message with Mr. Schick via email or a phone call if you are unable to make a rehearsal or performance. ***Work is not a valid excuse for missed performances. You are a student; your priority is school.***

An Events Calendar is part of this beginning-of-the-year assignment, it is available on the website, as well as posted in the classroom. Please post the music calendar on your personal calendar now to avoid any future conflicts.

* *An unexcused absence will result in **no points** for that event. / An excused absence will result in **¼-½ points.** **
An excused absence involving another School Activity (i.e. sport) will be negotiable and dealt with on an individual basis.

ASB

Since the music department receives some support from ASB, all instrumental music students ***are strongly encouraged*** to join the Associated Student Body of CVHS. The Student body supports some of the music department's activities.

Joining ASB provides discounts to many school activities but is completely voluntary.

Fundraising Expectations

In order for our department to succeed, we depend on a tremendous amount of fundraising. We need to raise around \$200,000 this year in order to establish and maintain our high quality of musical excellence. Expenses include: buses, instrumental purchase & repair, performance fees, music mentors, supplies, scholarships, and more.

With everyone helping to raise money, our music program will continue to grow and thrive!


All donations and contributions are **VOLUNTARY.**

The District DOES NOT provide financial support for Instrumental Music.

Read the weekly email newsletter, follow the BAND app, or visit the website for all the latest news and information regarding the music program. I send out emails & texts once a week to inform students and parents about our music events and it is important that I have your correct email address and that you sign up for "Remind" and the BAND app so that you are informed. Please take the time to review the attached calendar and all the information provided.

Thank you again for being part of the Crescenta Valley High Instrumental Music Department.

Thank you,



Mathew Schick

Crescenta Valley High School Marching Band

MARCHING BAND UNIFORM INFORMATION AND POLICIES – Updated 2024

You are wearing 3-year-old Uniforms, and we want to keep them looking great for years to come!!!

1. **Required items to be worn with band Full Uniform at all home Football games, Parades and Competitions:**
 - A) Black Marching Band shoes. Shoes must be clean and shiny. No other types of shoes are allowed.
 - B) Black Gloves for winds. Gloves must be clean.
 - C) Gaiter – around the neck, to keep uniform collar clean.
 - D) T-shirt (Show-shirt, rehearsal shirt or plain blue T, tbd by Mr. Schick for each event) to be worn under uniform.
 - E) Black socks. Socks must be ‘crew’ (mid-calf) & all black (no logos, stripes or patterns). No ankle/sport socks.
2. **These items will be worn as the Band “Class B” Uniform** (e.g. FB Away-games, pep days, special events)
 - A) Marching Band polo shirt or marching band “show shirt” T-shirt (to be assigned by Mr. Schick)
 - B) Long BLUE denim pants (“jeans”) only – no holes, tears, or frayed cuffs. No ‘sagging’, no visible underwear. Shorts, skorts, or skirts are not allowed.
 - C) White tennis shoes -- NO sandals, flip-flops, or open-toed shoes.
 - D) A Marching Band sweatshirt, plain navy blue sweatshirt or windbreaker may be worn if weather calls for.
 - NEVER wear clothing with inappropriate language, gestures, advertisements, designs or logos.
 - NEVER wear clothing that advertises or promotes violence, alcohol, or drugs.
3. **UNIFORM POLICIES**
 - A) **Band members with incomplete uniform WILL NOT be permitted to participate in the event AND will lose significant grade points** (to be determined by Mr. Schick). Check the lists above to make sure you are dressed appropriately for each event.
 - B) Students must wear a T-shirt under the uniform. No tank tops or bare chests allowed. Knotting or tying up band shirts around or above the waist is not allowed.
 - C) Uniform pants must NEVER sag. The hems should touch the top of the marching shoe and must not fall below the mid-back of the heel of your shoe or touch the ground.
 - D) While wearing uniform, no consuming food or beverages with color, no foods with sauces, oils, or powders. Doing so will result in loss of points and/or push ups.
 - E) Hair that touches the uniform collar MUST be put up. This applies to male and female band members. Hair should be put up BEFORE you report to the music room. Hair supplies are not provided at school. Your hair **will be cut** if it does not meet these requirements: no bangs, long side hair, or hair that touches collar.
 - F) NO jewelry is to be worn, including earrings. Visible piercings must be removed for performances.
 - G) Make every effort not to soil the uniform. Wear deodorant. Avoid getting make-up, cosmetics, or sunscreen on the uniform. Do not sit directly on ground; check benches and bus seats are clean before you sit down. DO NOT LEAN AGAINST ANYTHING, ESPECIALLY BUSES or brush against bus doorways.
 - H) Make sure your NECK is clean! The jacket collar is high and white and will quickly soil from any dirt or makeup.
 - I) Shoes must be clean and polished, and gloves must be clean when reporting at call time.
 - J) **The Uniform is to be worn completely buttoned and zipped at all times** unless you are given permission to change. DO NOT lay the uniform on the ground -- EVER!
4. **HATS**
 - A) Hair styling products (gel, hairspray) must be used minimally and not gotten onto the hat. Keep hats clean!
 - B) Only Uniform Crew may touch Plumes, and they must wear gloves.
 - C) Take great care to make sure that you take the correct hat AND the correct hat box.
 - D) No un-natural semi-permanent hair color/dye allowed because it can rub off onto the hats and uniform.
 - E) Do not set hats on the ground – ever!
 - F) Avoid storing items in hat box.
5. **INSTRUCTIONS FOR HANGING AND STORING BAND UNIFORMS**
 - A) Uniform must be kept in the garment bag, with name and uniform number displayed in bag front “window”.
 - B) SHOES MAY **NOT** BE KEPT IN THE GARMENT BAGS. Shoes tear the garment bags and there is not enough space in the uniform closets for bags with shoes in them. Take them home.
 - C) Hang pants with the creases even and straight. Hang jacket properly and only zip jacket up partially.
 - D) Place entire uniform in garment bag and only zip bag up half way. This allows uniform to air out.
 - E) Uniforms must be turned in after each event, and may not be stored in cars, lockers, or at home.
 - F) Take shoes home so they don’t get lost. Open the box so they can air out. Label shoe box with your name!
 - G) Wash your socks and gaiter and store them in your shoebox. Don’t forget to bring them to the next event.

If your uniform gets soiled or damaged, inform Uniform Crew IMMEDIATELY so there is time to make repairs. You are responsible for any loss or damage to your uniform and accessories. You are liable for payment of any replacement parts, repairs, or cleaning fees. Noncompliance of any of the policies will result in fines, loss of points, and/or removal from the instrumental music program as determined by Mr. Schick.

Equipment/Locker Form

Hello and welcome to CV Instrumental Music! This is our equipment form to help let us, Equipment crew, figure out what you need in order to get ready for the upcoming year. Please fill out the form below, by either writing in the spaces or circling the proper item. If you are a member of front ensemble, you will not need a locker, if you are on drumline or guard, please contact your captain about locker assignments. Thanks!

Name: _____ Grad Yr.: _____ Student ID #: _____

Do you need to use a school instrument or equipment: **Yes** **No**

If you plan to use ANY school items, please get an Instrument/Equipment Use Form from the Equipment Manager or from Mr. Schick's office. Fill out personal information and parent signatures, and turn it in so we can speedily issue an instrument to you. This includes Guard and Front Ensemble!

Instrument: _____

(please list what instrument you play whether you are using a school instrument or your own, so we can assign the proper size locker).

Do you need...

Locker: **Yes** **No** Lyre: **Yes** **No**

*If you wish to share your locker with someone in particular, write the names and instruments of those wishing to share here:

1. _____

2. _____

Acknowledgment of Student Handbook Guidelines – 2024-2025

And

Acknowledgement of Uniform Policy – 2024-2025

And

Acknowledgement of Calendar of Events 2024-2025 – Sem 1 – Marching Band

- “I have read and understand the attached Student Handbook (white) for the CVHS Instrumental Music Program and agree to abide by its guidelines.”***

- “I have read and understand the attached CVHS Marching Band Uniform Information and Policies, and agree to abide by its guidelines.”***

- “I have reviewed the attached Calendar of Events 2024-2025 – Sem 1 – Marching Band. (blue) I understand that ALL events, rehearsals, and performances are graded events and that all Band members are required to attend. I will make every effort to avoid scheduling conflicts, and I understand that an Absence Form must be submitted two weeks in advance to have an absence excused or to be considered for partial credit.”***

Student Name (print)

Parent Name (print)

Student Signature

Parent Signature

Date

Date